





District Health Assessment for Multiple District 411 through May 2025

		Clubs							Membership							Member Strength		Cancellation		Reports			Finance	Leadership			
District Name	Status/ Number of Months in Status *	Active Clubs	Clubs in Status Quo	Total Clubs	% Status Quo Clubs in Financial Suspension	New Clubs	Cancelled Clubs	YTD Net Club Gain/Loss	Current Members In Active Clubs	Current Members In Status Quo Clubs	Current Total Members Count	YTD Add	YTD Drop	YTD NetGrowth (includes Active and Status Quo)	YTD NetGrowth% (includes Active and Status Quo)	Member Count 12 Months Ago	Average Member Count Per Club	% of Clubs with less than 20 members	Average Cancelled Club Age	Members Lost Due to Cancelled Clubs	% of Clubs Reporting Service	% No MMR in 3 Months	% No Officer Report in 12 months	% of Clubs with balance 90+ days	Number of Zone Chairs Recorded	Number of Region Chairs Recorded	District Officers Vacancies **
411 A		64	4	68	100%	11	5	6	1804	98	1902	589	358	231	13.82%	1,731	28	32%	11	124	81%	43%	0%	12%	14	0	
411 B		57	4	61	100%	8	2	6	2259	57	2316	654	298	356	18.16%	2,046	40	23%	10	47	89%	28%	0%	23%	13	4	
411 C	P	19	1	20	100%	0	3	-3	505	0	505	120	126	-6	-1.17%	573	27	25%	28	29	95%	40%	0%	10%	6	0	
		140	9	149	100%	19	10	9	4568	155	4723	1363	782	581	14.03%	4,350	34	28%	16	200	86%	36%	0%	16%	33	4	




District Health Assessment for Multiple District 412 through May 2025

		Clubs							Membership							Member Strength		Cancellation		Reports			Finance	Leadership			
District Name	Status/ Number of Months in Status *	Active Clubs	Clubs in Status Quo	Total Clubs	% Status Quo Clubs in Financial Suspension	New Clubs	Cancelled Clubs	YTD Net Club Gain/Loss	Current Members In Active Clubs	Current Members In Status Quo Clubs	Current Total Members Count	YTD Add	YTD Drop	YTD NetGrowth (includes Active and Status Quo)	YTD NetGrowth% (includes Active and Status Quo)	Member Count 12 Months Ago	Average Member Count Per Club	% of Clubs with less than 20 members	Average Cancelled Club Age	Members Lost Due to Cancelled Clubs	% of Clubs Reporting Service	% No MMR in 3 Months	% No Officer Report in 12 months	% of Clubs with balance 90+ days	Number of Zone Chairs Recorded	Number of Region Chairs Recorded	District Officers Vacancies **
412 A	T(21)	51	4	55	100%	2	3	-1	849	76	925	156	201	-45	-4.64%	1,009	17	47%	24	63	60%	51%	15%	15%	13	3	
412 B	T(24)	24	2	26	100%	0	1	-1	560	17	577	84	55	29	5.29%	495	23	46%	19	14	46%	50%	12%	15%	0	0	
		75	6	81	100%	2	4	-2	1409	93	1502	240	256	-16	-1.05%	1,504	20	47%	23	77	56%	51%	14%	15%	13	3	



District Health Assessment for District 413 through May 2025

 Status/ District Name of Months in Status *		Clubs							Membership							Member Strength		Cancellation		Reports			Finance	Leadership			
		Active Clubs	Clubs in Status Quo	Total Clubs	% Status Quo Clubs in Financial Suspension	New Clubs	Cancelled Clubs	YTD Net Club Gain/ Loss	Current Members In Active Clubs	Current Members In Status Quo Clubs	Current Total Members Count	YTD Add	YTD Drop	YTD NetGrowth (includes Active and Status Quo)	YTD NetGrowth% (includes Active and Status Quo)	Member Count 12 Months Ago	Average Member Count Per Club	% of Clubs with less than 20 members	Average Cancelled Club Age	Members Lost Due to Cancelled Clubs	% of Clubs Reporting Service	% No MMR in 3 Months	% No Officer Report in 12 months	% of Clubs with balance 90+ days	Number of Zone Chairs Recorded	Number of Region Chairs Recorded	District Officers Vacancies **
413		44	4	48	100%	1	1	0	1295	85	1380	215	180	35	2.60%	1,413	29	25%	8	15	65%	46%	0%	40%	12	4	
		44	4	48	100%	1	1	0	1295	85	1380	215	180	35	2.60%	1,413	31	25%	8	15	65%	46%	0%	40%	12	4	



District Health Assessment for Ident 5947 - SOMALIA - UND through May 2025

Status/ District Name of Months in Status *		Clubs							Membership							Member Strength		Cancellation		Reports			Finance	Leadership			
		Active Clubs	Clubs in Status Quo	Total Clubs	% Status Quo Clubs in Financial Suspension	New Clubs	Cancelled Clubs	YTD Net Club Gain/ Loss	Current Members In Active Clubs	Current Members In Status Quo Clubs	Current Total Members Count	YTD Add	YTD Drop	YTD NetGrowth (includes Active and Status Quo)	YTD NetGrowth% (includes Active and Status Quo)	Member Count 12 Months Ago	Average Member Count Per Club	% of Clubs with less than 20 members	Average Cancelled Club Age	Members Lost Due to Cancelled Clubs	% of Clubs Reporting Service	% No MMR in 3 Months	% No Officer Report in 12 months	% of Clubs with balance 90+ days	Number of Zone Chairs Recorded	Number of Region Chairs Recorded	District Officers Vacancies **
Ident 5947 - SOMALIA		3	0	3	0%	0	0	0	54	0	54	1	0	1	1.89%	53	18	67%	0	0	0%	100%	0%	33%	0	0	
		3	0	3	0%	0	0	0	54	0	54	1	0	1	1.89%	53	18	67%	0	0	0%	100%	0%	33%	0	0	

\* - District Status: P - Provisional, T - Transitional.

\*\* - District Officers Vacancies: DG - District Governor, 1st VDG - First Vice District Governor, 2nd VDG - Second Vice District Governor.